

**Aviasafe GmbH**

**Headoffice** DE 60478 Frankfurt am Main/ Germany  
Frauenlob Str.8

**Tel** +49 69 970 863 97

**Fax** +49 69 707 978 04

**Factory** DE 98597 Fambach Neue Wiese 2

**Tel** +49 368 482 764 70

info@aviasafe.de

www.aviasafe.de



- IP68: Dust-tight and protected against submersion in water.
- Designed with few mechanical parts, resulting in a more affordable price and allowing for longer maintenance intervals.
- Fully dimmable lights. The light output is variable, similar to a traditional halogen light, operating within the 2.8 A to 6.6 A range.
- Low protrusion, Style 3 inset light fixtures.
- The electronics are fully encapsulated.
- Optimized LED performance ensures there are no visual flickers.
- The Dome is designed with no negative slope in front of the prism.
- Built-in voltage surge and lightning protection.

**INSTALLATION**

Light fixture can be installed in 12-inch Shallow Base & Deep Base.

*Refer to the user manual DC-MN-IN-12*

**COMPLIANCE**

- ICAO** Annex 14 - Volume I
- EASA** CS-ADR-DSN
- FAA** AC150/5345-46 & EB No.67D
- IEC** TS 61827
- NATO** STANAG 3316
- CAA** CAP 168
- IAAE** TP312

**APPLICATIONS**

- Runway Centerline
- Rapid Exit Taxiway Indicator Light (RETIL)

**FEATURES & BENEFITS**

- LED Bidirectional 12"
- Average LED life of 60,000 hours at full intensity but over 100,000 hours in typical operating conditions.
- Very low energy consumption compared to halogen lights, resulting in a lower range of CCRs and transformers.
- Low life cycle costs due to the long LED lifespan.
- Operates on 3-step or 5-step ferroresonant or thyristor CCRs.
- In compliance with FAA & EASA standards.
- Fully compatible with existing Airfield Lighting infrastructure. Installation on the same mounting device as most conventional lights for a straightforward replacement.

**ENVIRONMENTAL CONDITIONS**

**Temperature:** -45 °C to +55 °C  
-49 °F to +131 °F  
**Humidity:** Up to 100%

**DIMENSIONS & WEIGHT**

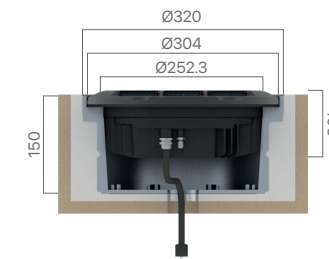
**Diameter:** 304 mm  
**Depth:** 106 mm  
**Weight:** 8.3 kg

**MAIN COMPONENTS OF THE LIGHT UNIT**


- 01. Dome (Upper Cover)
- 02. Prism Gasket
- 03. Prism
- 04. Prism holder gasket
- 05. Prism holder
- 06. TIR
- 07. LED PCB
- 08. Heatsink
- 09. O-Ring for dome (internal)
- 10. O-Ring for lower cover
- 11. Lower cover with electronics
- 12. Gland with accessories
- 13. Valve for watertightness test
- 14. Plug(lead wire)



**INSTALLATION SECTION**



Shallow Base 12"



Deep Base 12"

**IN-RL - RC - WW - 1P - M - H**

12" Inset Light Type For Runway Centerline

**Application**

- RC : Runway Centerline
- ET : Rapid Exit Taxiway Indicator (RETIL)

**Color ( A Side / B Side )**

- W : White
- G : Green
- R : Red
- Y : Yellow
- N : None ( Unidirectional )

**Cable & Connectors**

- 1P : One Plug
- 2P : Two Plugs

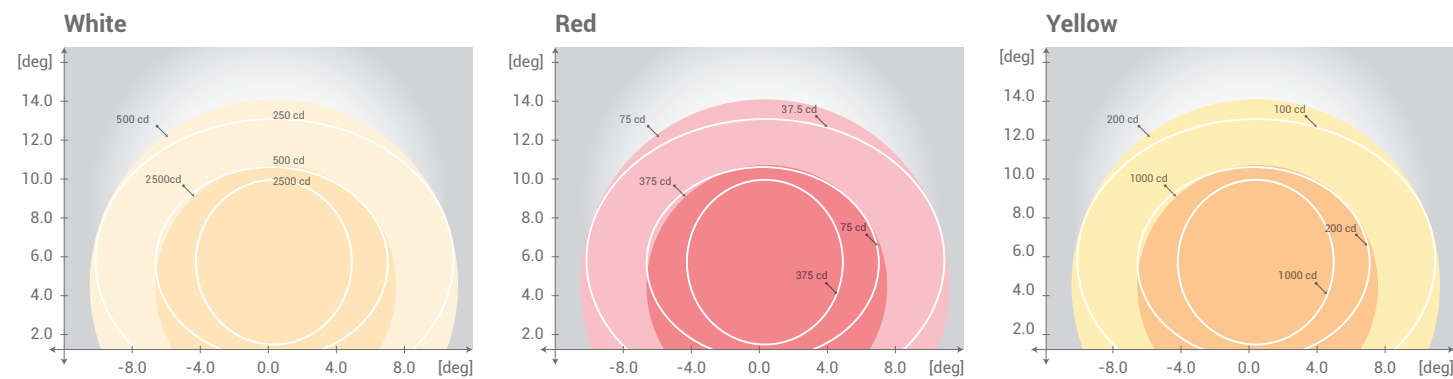
**Monitoring**

- M : With Monitoring
- Q : Without Monitoring

**Heater**

- H : With Heater
- C : Without Heater

**PHOTOMETRIC PERFORMANCE**



**ELECTRICAL TABLE**

TYPE	Consumption at 6.6A		Power Factor	
	1 Plug	2 Plugs	2.8A	6.6A
Unidirectional Without Heater	20 VA	-	0.96	0.98
Unidirectional With Heater	60 VA	-	0.96	0.98
Bidirectional Without Heater	31 AV	40 AV	0.96	0.98
Bidirectional With Heater	71 AV	120 AV	0.96	0.98